Maths Support
Year 3
Day: 07/05/2020. Angles.
Year 3 Maths Mastery Task Bank, Weeks 5 – 7.

Why?

In this lesson, we will learn about fun puzzles called tangrams. A tangram is a puzzle made up of seven shapes that can be arranged to form many different designs.
Like building blocks, tangrams can teach children about spatial relationships. They help children learn geometric terms, and develop stronger problem solving abilities.

How?

- Begin by looking at the **Tangram** page in the Year 3 Maths Mastery Task Bank weeks 5 – 7, page 13 (screenshot below).

Tangram



Cut out the seven shapes.

What pictures can you make using these shapes?

- Ask them to cut out the seven shapes and see how many pictures they can make using these shapes.

Independent work:

★ **Complete the task below.**

Here are four shapes. They each have a different number of right angles.

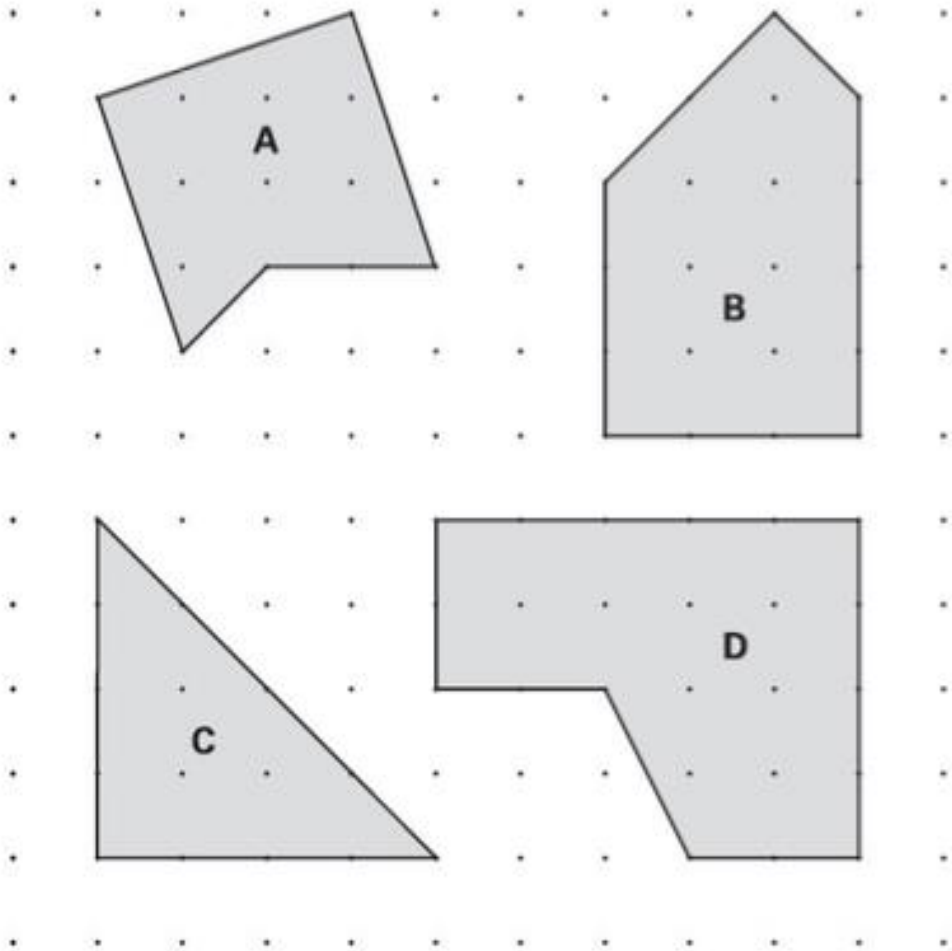

Write the letter for each shape in the correct order.

One has been done for you.

fewest right angles			most right angles
C			

Answer:

fewest right angles			most right angles
C	A	B	D

★★ **Complete the above task and the one below.**

Here are four shapes on a square grid.

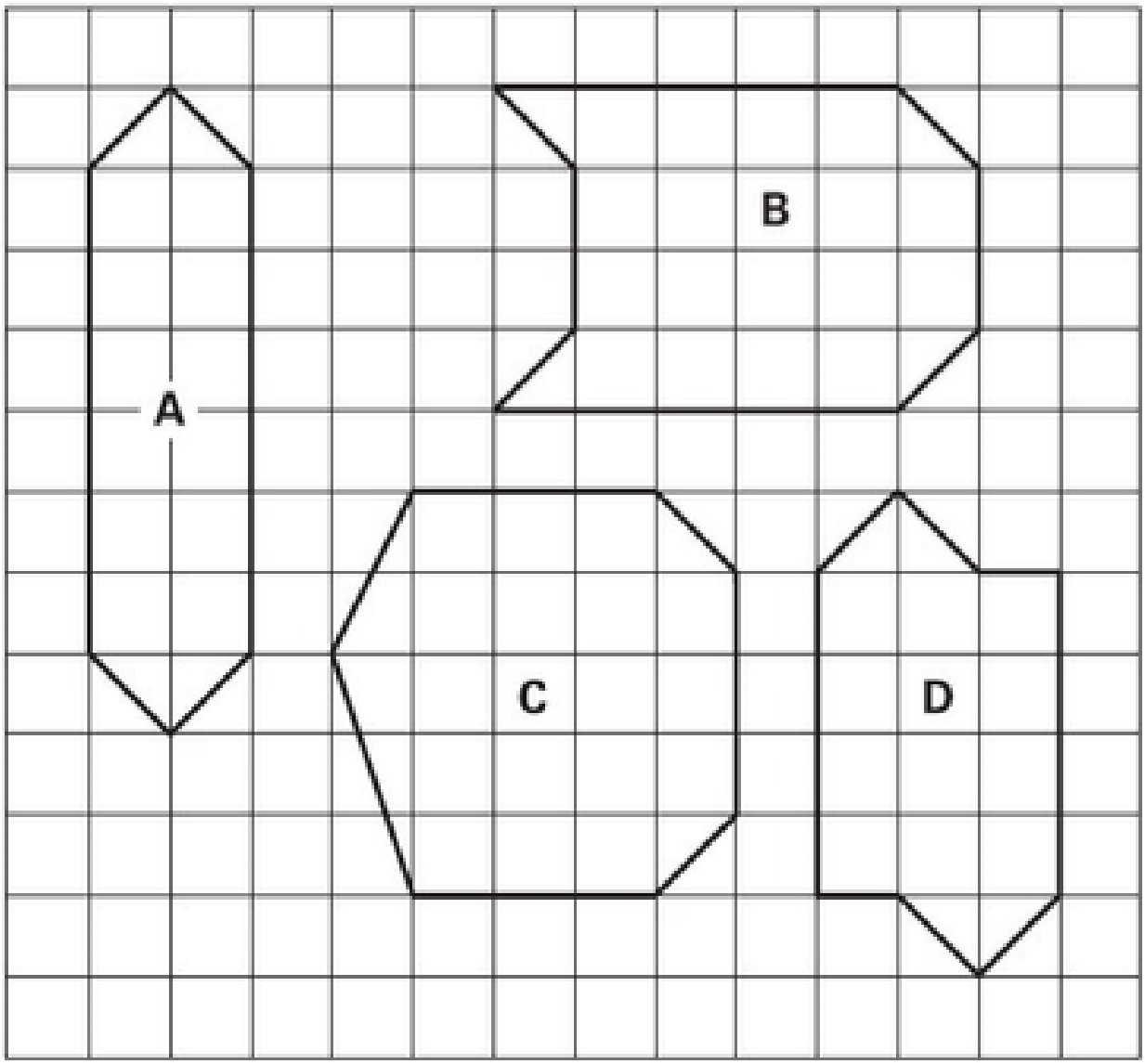

	property of shape	
	is an octagon	has at least 1 right angle
shape **A**	✗	✓
shape **B**	✓	✗
shape **C**		
shape **D**		✓

★★★ **Complete the above task and the one below.**

Here are some shapes.
Two of the shapes are octagons.
Put a tick (✓) on them.